



SRC10



PRAMET

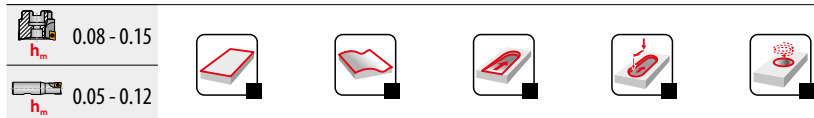
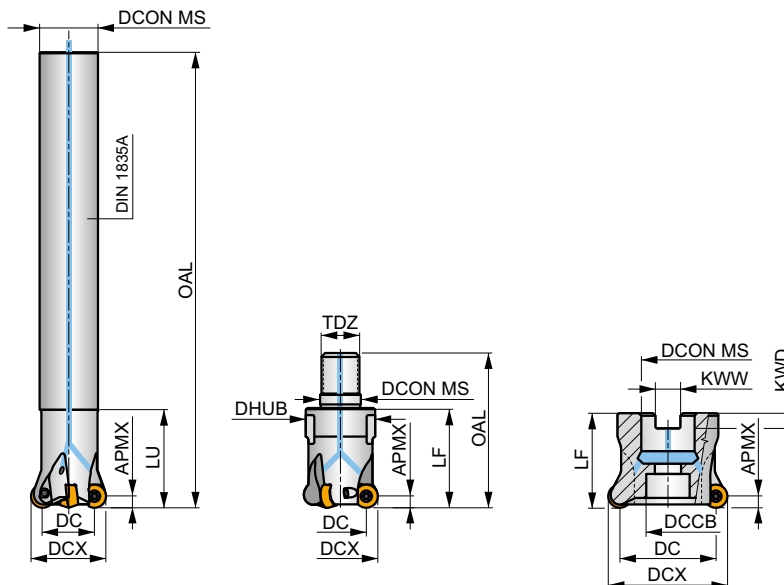
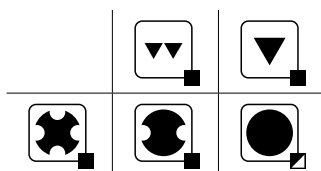
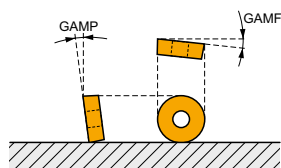
S



Copy Milling Cutter for Round Inserts RCMT 10 with Internal Coolant

Milling cutter for copy milling utilising positive RCMT 10 inserts with APMX of 5.0 mm. Internal coolant. Suitable for face, helical interpolation, ramping, progressive plunge and high-feed milling. Available in cylindrical, modular and arbor style, in range Ø25 up to Ø66 mm. Body treated for longer tool life.

APMX	5.0 mm
------	--------



Product	DCX	DC	OAL	DCON MS	DHUB	DCCB	LU	LF	TDZ	KWW	KWD	GAMF	GAMP	max.		kg	G1328		
	[mm]	[mm]	[mm]	[mm]	[mm]	[mm]	[mm]	[mm]	[mm]	[mm]	[mm]	[°]	[°]						
25E2R034A20-SRC10-C	25	15	170	20	-	-	34	-	-	-	-	-3	-7	2	-	20900	✓	0.36	G1328 C0010
25E3R034A20-SRC10-C	25	15	170	20	-	-	34	-	-	-	-	-3	-7	3	-	20900	✓	0.36	G1328 C0010
32E3R042A25-SRC10-C	32	22	200	25	-	-	42	-	-	-	-	-2.6	-7	4	-	18500	✓	0.67	G1328 C0010
32E4R042A25-SRC10-C	32	22	200	25	-	-	42	-	-	-	-	-2.6	-7	3	-	18500	✓	0.66	G1328 C0010
25E2R032M12-SRC10-C	25	15	54	12.5	21	-	-	32	M12	-	-	-3	-7	2	-	20900	✓	0.11	G1328 C0010
25E3R032M12-SRC10-C	25	15	54	12.5	21	-	-	32	M12	-	-	-3	-7	3	-	20900	✓	0.08	G1328 C0010
32E3R042M16-SRC10-C	32	22	65	17	29	-	-	42	M16	-	-	-2.6	-7	3	-	18500	✓	0.22	G1328 C0010
32E4R042M16-SRC10-C	32	22	65	17	29	-	-	42	M16	-	-	-2.6	-7	4	-	18500	✓	0.21	G1328 C0010
35E4R042M16-SRC10-C	35	25	65	17	29	-	-	42	M16	-	-	-2.4	-7	4	-	17700	✓	0.20	G1328 C0010
42E4R042M16-SRC10-C	42	32	65	17	29	-	-	42	M16	-	-	-2.1	-7	4	-	16100	✓	0.22	G1328 C0010
42E5R042M16-SRC10-C	42	32	65	17	29	-	-	42	M16	-	-	-2.1	-7	5	-	16100	✓	0.21	G1328 C0010
40A05R-SMORC10-C	40	30	-	16	-	14	-	40	-	8.4	5.6	-2.2	-7	5	-	16500	✓	0.16	G1328 C0012
50A05R-SMORC10-C	50	40	-	22	-	18	-	40	-	10.4	6.3	-2	-7	5	-	14800	✓	0.28	G1328 C0013
50A06R-SMORC10-C	50	40	-	22	-	18	-	40	-	10.4	6.3	-2	-7	6	-	14800	✓	0.24	G1328 C0013
52A05R-SMORC10-C	52	42	-	22	-	18	-	40	-	10.4	6.3	-2	-7	5	-	14500	✓	0.29	G1328 C0013
52A06R-SMORC10-C	52	42	-	22	-	18	-	40	-	10.4	6.3	-2	-7	6	-	14500	✓	0.28	G1328 C0013
63A06R-SMORC10-C	63	53	-	22	-	18	-	40	-	10.4	6.3	-1.8	-7	6	-	13200	✓	0.46	G1328 C0013
63A07R-SMORC10-C	63	53	-	22	-	18	-	40	-	10.4	6.3	-1.8	-7	7	-	13200	✓	0.46	G1328 C0013
66A06R-SMORC10-C	66	56	-	27	-	22	-	50	-	12.4	7	-1.4	-7	6	-	12800	✓	0.58	G1328 C0014
66A07R-SMORC10-C	66	56	-	27	-	22	-	50	-	12.4	7	-1.4	-7	7	-	12800	✓	0.57	G1328 C0014



G1328



RCMT 10T3MO.

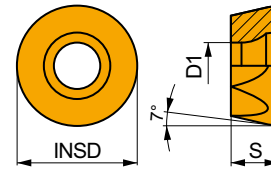


CO010	US 63509-T10P	3.0	M 3.5	9	Flag T10P	-
CO012	US 63509-T10P	3.0	M 3.5	9	Flag T10P	HS 0830C
CO013	US 63509-T10P	3.0	M 3.5	9	Flag T10P	HS 1030C
CO014	US 63509-T10P	3.0	M 3.5	9	Flag T10P	HS 1230C

RCMT 10

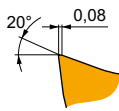


	INSD	D1	S
	[mm]	[mm]	[mm]
10T3	10.0	3.90	3.97



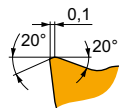
Suitability and starting values for cutting speed (vc), feed (f) and depth of cut (ap). Refer to our Machining Calculator app for further calculations.

Product	RE [mm]	P			M			K			N			S			H		
		vc [m/min]	f [mm/tooth]	ap [mm]	vc [m/min]	f [mm/tooth]	ap [mm]	vc [m/min]	f [mm/tooth]	ap [mm]	vc [m/min]	f [mm/tooth]	ap [mm]	vc [m/min]	f [mm/tooth]	ap [mm]	vc [m/min]	f [mm/tooth]	ap [mm]



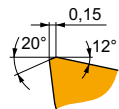
F geometry with highly positive design for light machining.

RCMT 10T3MOSN-F	M6330	-	■	340	0.10	1.0	■	240	0.09	1.0	-	-	-	■	100	0.08	0.8	-	-	-
	M8310	-	■	445	0.10	1.0	■	225	0.09	1.0	-	-	-	-	-	-	-	-	-	-
	M8330	-	■	395	0.10	1.0	■	235	0.09	1.0	-	-	-	■	95	0.08	0.8	-	-	-



M geometry with highly positive design for medium machining.

RCMT 10T3MOSN-M	M6330	-	■	310	0.12	1.0	■	220	0.11	1.0	-	-	-	■	90	0.11	0.8	-	-	-
	M8310	-	■	400	0.12	1.0	■	200	0.11	1.0	■	380	0.12	1.0	-	-	-	-	-	-
	M8330	-	■	360	0.12	1.0	■	215	0.11	1.0	■	340	0.12	1.0	■	90	0.11	0.8	-	-
	M8340	-	■	330	0.12	1.0	■	195	0.11	1.0	■	310	0.12	1.0	■	80	0.11	0.8	-	-
	M8345	-	■	260	0.12	1.0	■	155	0.11	1.0	-	-	-	■	65	0.11	0.8	-	-	
	M9325	-	■	465	0.12	1.0	-	-	-	-	■	440	0.12	1.0	-	-	-	-	-	-
	M9340	-	■	425	0.12	1.0	■	255	0.11	1.0	-	-	-	■	105	0.11	0.8	-	-	



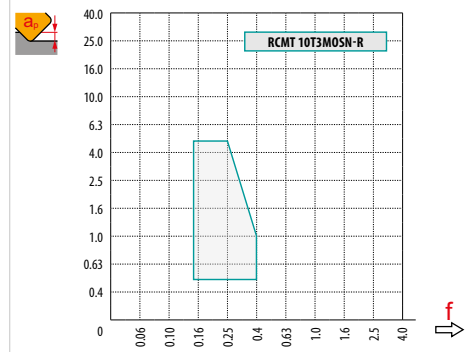
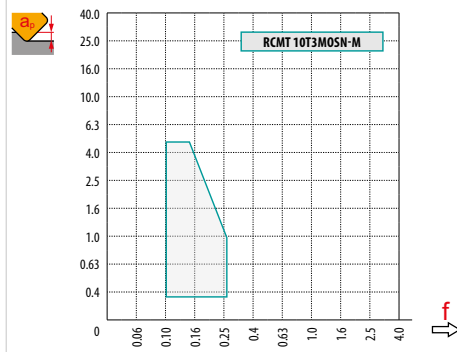
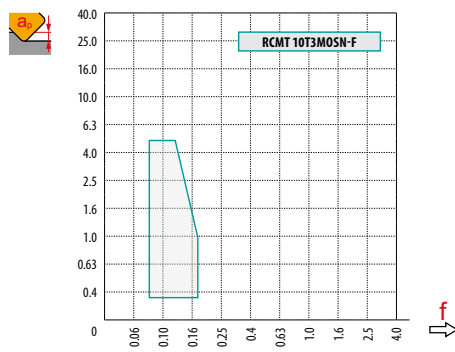
R geometry with positive design for rough copy machining.

RCMT 10T3MOSN-R	M5315	-	■	435	0.17	1.0	-	-	-	-	■	410	0.17	1.0	-	-	-	■	85	0.15	1.0	
	M8310	-	■	345	0.17	1.0	-	-	-	-	■	325	0.17	1.0	-	-	-	■	65	0.15	1.0	
	M8330	-	■	310	0.17	1.0	-	-	-	-	■	290	0.17	1.0	■	75	0.17	0.8	■	60	0.15	1.0
	M8340	-	■	285	0.17	1.0	-	-	-	-	■	270	0.17	1.0	■	70	0.17	0.8	-	-		
	M9325	-	■	395	0.17	1.0	-	-	-	-	■	375	0.17	1.0	-	-	-	■	75	0.15	1.0	




a_e DCX	5 %	10 %	15 %	20 %	25 %	30 %	40 %	50 %	60 %	70 %	75 %	80 %	90 %	100 %
	1.48	1.35	1.27	1.22	1.19	1.16	1.11	1.08	1.05	1.03	1.00	1.00	1.00	1.00
	2.20	1.60	1.35	1.20	1.10	0.95	0.85	0.75	0.85	0.95	1.00	1.00	1.00	1.00
	0.64	0.64	0.64	0.64	0.64	0.65	0.65	0.67	0.68	0.71	0.72	0.74	0.79	1.00


	RCMT 10-F	RCMT 10-M	RCMT 10-R
	5.0	5.0	5.0
	-	-	-




		0.00	0.15	0.30	0.50	0.75	1.00	1.25	1.50	2.00	2.50	3.00	4.00	5.00
25		15.00	17.43	18.41	19.36	20.27	21.00	21.61	22.14	23.00	23.66	24.17	24.80	25.00
32		22.00	24.43	25.41	26.36	27.27	28.00	28.61	29.14	30.00	30.66	31.17	31.80	32.00
35		25.00	27.43	28.41	29.36	30.27	31.00	31.61	32.14	33.00	33.66	34.17	34.80	35.00
40		30.00	32.43	33.41	34.36	35.27	36.00	36.61	37.14	38.00	38.66	39.17	39.80	40.00
42		32.00	34.43	35.41	36.36	37.27	38.00	38.61	39.14	40.00	40.66	41.17	41.80	42.00
50		40.00	42.43	43.41	44.36	45.27	46.00	46.61	47.14	48.00	48.66	49.17	49.80	50.00
52		42.00	44.43	45.41	46.36	47.27	48.00	48.61	49.14	50.00	50.66	51.17	51.80	52.00
63		53.00	55.43	56.41	57.36	58.27	59.00	59.61	60.14	61.00	61.66	62.17	62.80	63.00
66	56.00	58.43	59.41	60.36	61.27	62.00	62.61	63.14	64.00	64.66	65.17	65.80	66.00	
		-	0.15	0.30	0.50	0.75	1.00	1.25	1.50	2.00	2.50	3.00	4.00	5.00
		-	0.90	0.64	0.50	0.41	0.35	0.32	0.29	0.25	0.23	0.21	0.19	0.17




DCX	RPMX	APMX/I
25	13.2	5/23
32	12.6	5/24
35	12.3	5/24
40	9.5	5/31
42	6.5	5/45
50	6.4	5/46
52	6.1	5/48
63	4.7	5/62
66	4.4	5/66



DCX	DMIN	DMAX	SMAX DMIN	SMAX DMAX
25	32.0	50.0	3.0	3.0
32	45.0	64.0	3.0	3.0
35	51.0	70.0	3.0	3.0
40	61.0	80.0	3.0	3.0
42	65.0	84.0	3.0	3.0
50	81.0	100.0	3.0	3.0
52	85.0	104.0	3.0	3.0
63	107.0	126.0	3.0	3.0
66	113.0	132.0	3.0	3.0



2.24



DCX	μm	3	5	10	15	20	30	40	50	60	80	100
25		0.548	0.707	1.000	1.225	1.414	1.732	2.000	2.236	2.449	2.828	3.162
32		0.620	0.800	1.131	1.386	1.600	1.960	2.263	2.530	2.771	3.200	3.578
35		0.648	0.837	1.183	1.449	1.673	2.049	2.366	2.646	2.898	3.347	3.742
40		0.693	0.894	1.265	1.549	1.789	2.191	2.530	2.828	3.098	3.578	4.000
42		0.710	0.917	1.296	1.587	1.833	2.245	2.592	2.898	3.175	3.666	4.099
50		0.775	1.000	1.414	1.732	2.000	2.449	2.828	3.162	3.464	4.000	4.472
52		0.790	1.020	1.442	1.766	2.040	2.498	2.884	3.225	3.533	4.079	4.561
63		0.869	1.122	1.587	1.944	2.245	2.750	3.175	3.550	3.888	4.490	5.020
66		0.890	1.149	1.625	1.990	2.298	2.814	3.250	3.633	3.980	4.596	5.138
	μm	3	5	10	15	20	30	40	50	60	80	100
5.0		0.346	0.447	0.632	0.775	0.894	1.095	1.265	1.414	1.549	1.789	2.000

