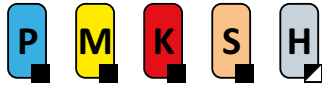




SRC12



PRAMET

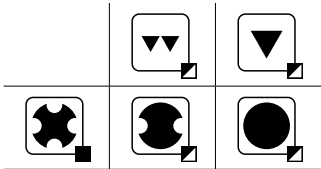
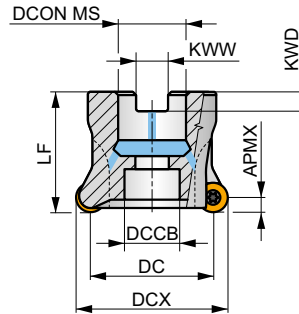
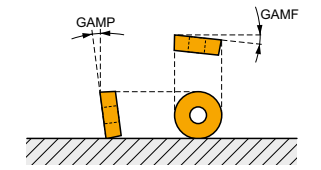
S



Copy Milling Cutter for Round Inserts RCMT 12 with Internal Coolant

Milling cutter for medium copy milling utilising positive RCMT 12 inserts with APMX of 6 mm. Internal coolant. Suitable for face, helical interpolation, ramping, progressive plunge and high-feed milling. Available in arbor style only in range Ø40 up to Ø100 mm. Body treated for longer tool life.

APMX	6.0 mm
------	--------



Product	DCX	DC	DCON MS	DCCB	LF	KWW	KWD	GAMF	GAMP	��	��	max.	kg	��	��	��	
	[mm]	[mm]	[mm]	[mm]	[mm]	[mm]	[mm]	[°]	[°]								
40A03R-SMORC12-C	40	28	16	12	40	8.4	5.6	-2.1	-7	3	-	14800	✓	0.29	GI279	C0022	-
50A04R-SMORC12-C	50	38	22	18	40	10.4	6.3	-2	-7	4	-	13200	✓	0.39	GI279	C0023	-
52A05R-SMORC12-C	52	40	22	18	40	10.4	6.3	-2	-7	5	-	12900	✓	0.36	GI279	C0023	-
63A05R-SMORC12-C	63	51	22	30	40	10.4	6.3	-2	-7	5	-	11800	✓	0.51	GI279	C0023	-
66A06R-SMORC12-C	66	54	27	22	50	12.4	7	-1.5	-7	6	-	11400	✓	0.67	GI279	C0024	-
80A05R-SMORC12-C	80	68	27	37	50	12.4	7	-1.7	-7	5	-	10400	✓	1.10	GI279	C0024	-
100A06R-SMORC12-C	100	88	32	45	50	14.4	8	-1.8	-7	6	-	9300	✓	1.83	GI279	C0021	AC002

GI279	RCMT 1204M0..
-------	---------------

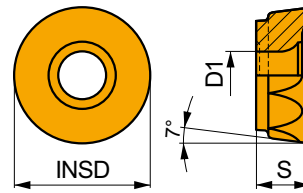
Icon	Part	Nm	Part	Part	Part	Part
Icon 1	US 63509-T15P	3.0	M 3.5	10	D-T08P/T15P	FG-15
Icon 2	US 63509-T15P	3.0	M 3.5	10	D-T08P/T15P	FG-15
Icon 3	US 63509-T15P	3.0	M 3.5	10	D-T08P/T15P	FG-15
Icon 4	US 63509-T15P	3.0	M 3.5	10	D-T08P/T15P	FG-15

AC002	KS 1635	K.FMH32
-------	---------	---------



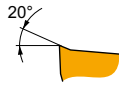
RCMT 12

	INSD	D1	S
	[mm]	[mm]	[mm]
1204	12.0	4.40	4.76



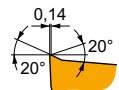
Suitability and starting values for cutting speed (vc), feed (f) and depth of cut (ap). Refer to our Machining Calculator app for further calculations.

Product	RE	P			M			K			N			S			H		
		vc	f	ap	vc	f	ap	vc	f	ap	vc	f	ap	vc	f	ap	vc	f	ap
	[mm]	[m/min]	[mm/tooth]	[mm]	[m/min]	[mm/tooth]	[mm]	[m/min]	[mm/tooth]	[mm]	[m/min]	[mm/tooth]	[mm]	[m/min]	[mm/tooth]	[mm]	[m/min]	[mm/tooth]	[mm]



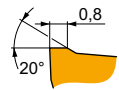
F geometry with highly positive design for light machining.

RCMT 1204MOEN-F	8215	-	390	0.10	1.5	230	0.09	1.5	-	-	-	95	0.07	1.2	-	-	-
	M8310	-	420	0.10	1.5	210	0.09	1.5	-	-	-	-	-	-	-	-	-
	M8330	-	380	0.10	1.5	225	0.09	1.5	-	-	-	95	0.07	1.2	-	-	-



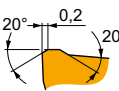
M geometry with highly positive design for medium machining.

RCMT 1204MOSN-M	M6330	-	265	0.20	1.5	185	0.18	1.5	-	-	-	75	0.16	1.2	-	-	-
	M8310	-	335	0.20	1.5	170	0.18	1.5	315	0.20	1.5	-	-	-	-	-	-
	M8330	-	305	0.20	1.5	180	0.18	1.5	285	0.20	1.5	75	0.16	1.2	-	-	-
	M8345	-	225	0.20	1.5	135	0.18	1.5	-	-	-	55	0.16	1.2	-	-	-
	M9325	-	380	0.20	1.5	-	-	-	360	0.20	1.5	-	-	-	-	-	-
	M9340	-	345	0.20	1.5	205	0.18	1.5	-	-	-	85	0.16	1.2	-	-	-



EN-R geometry with positive design for rough copy machining.

RCMT 1204MOEN-R	M8310	-	280	0.30	1.5	140	0.27	1.5	265	0.30	1.5	-	-	-	55	0.15	1.0
	M8330	-	260	0.30	1.5	155	0.27	1.5	245	0.30	1.5	65	0.24	1.2	50	0.15	1.0



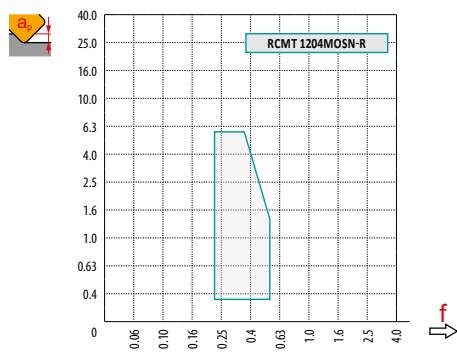
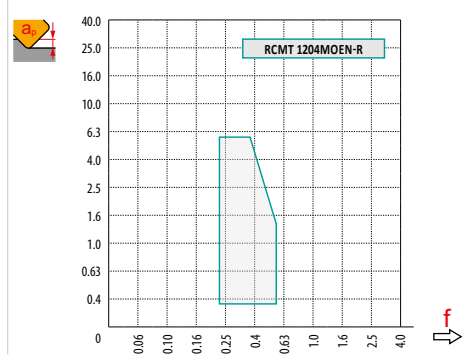
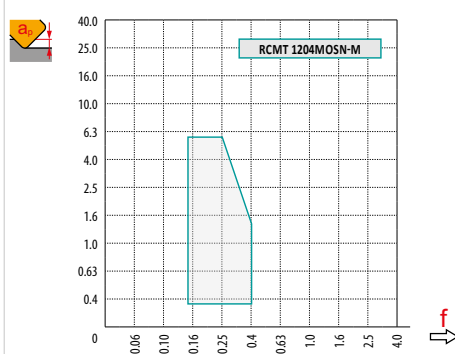
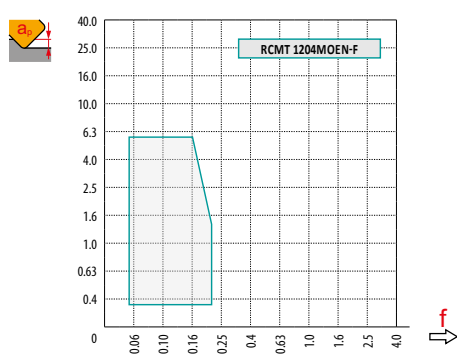
SN-R geometry with positive design for rough copy machining.

RCMT 1204MOSN-R	M8345	-	190	0.35	1.5	-	-	-	-	-	-	45	0.25	1.2	-	-	-
	M9315	-	315	0.35	1.5	-	-	-	295	0.35	1.5	-	-	-	60	0.15	1.0




a_e DCX	5%	10%	15%	20%	25%	30%	40%	50%	60%	70%	75%	80%	90%	100%
	1.48	1.35	1.27	1.22	1.19	1.16	1.11	1.08	1.05	1.03	1.00	1.00	1.00	1.00
	2.20	1.60	1.35	1.20	1.10	0.95	0.85	0.75	0.85	0.95	1.00	1.00	1.00	1.00
	0.64	0.64	0.64	0.64	0.64	0.65	0.65	0.67	0.68	0.71	0.72	0.74	0.79	1.00


	RCMT 12-F	RCMT 12-M	RCMT 12 EN-R	RCMT 12 SN-R
	6.0	6.0	6.0	6.0
	-	-	-	-




		0.00	0.30	0.50	0.75	1.00	1.25	1.50	2.00	2.50	3.00	4.00	5.00	6.00
40		28.0	31.7	32.8	33.8	34.6	35.3	35.9	36.9	37.7	38.4	39.3	39.8	40.0
50		38.0	41.7	42.8	43.8	44.6	45.3	45.9	46.9	47.7	48.4	49.3	49.8	50.0
52		40.0	43.7	44.8	45.8	46.6	47.3	47.9	48.9	49.7	50.4	51.3	51.8	52.0
63		51.0	54.7	55.8	56.8	57.6	58.3	58.9	59.9	60.7	61.4	62.3	62.8	63.0
66		54.0	57.7	58.8	59.8	60.6	61.3	61.9	62.9	63.7	64.4	65.3	65.8	66.0
80		68.0	71.7	72.8	73.8	74.6	75.3	75.9	76.9	77.7	78.4	79.3	79.8	80.0
100	88.0	91.7	92.8	93.8	94.6	95.3	95.9	96.9	97.7	98.4	99.3	99.8	100.0	
		-	0.30	0.50	0.75	1.00	1.25	1.50	2.00	2.50	3.00	4.00	5.00	6.00
		-	0.95	0.74	0.61	0.53	0.47	0.43	0.38	0.34	0.31	0.28	0.25	0.24



DC	RPMX	APMX/I
40	9.0	6.0/39
50	7.0	6.0/50
52	6.5	6.0/53
63	5.0	6.0/70
66	4.5	6.0/76
80	3.0	5.1/100
100	2.0	3.3/100



DC	DMIN	DMAX	SMAX DMIN	SMAX DMAX
40	56.0	80.0	6.0	6.0
50	76.0	100.0	6.0	6.0
52	80.0	104.0	6.0	6.0
63	102.0	126.0	6.0	6.0
66	108.0	132.0	6.0	6.0
80	136.0	160.0	6.0	6.0
100	176.0	200.0	6.0	6.0



3.5



DC	μm	3	5	10	15	20	30	40	50	60	80	100
40		0.693	0.894	1.265	1.549	1.789	2.191	2.530	2.828	3.098	3.578	4.000
50		0.775	1.000	1.414	1.732	2.000	2.449	2.828	3.162	3.464	4.000	4.472
52		0.790	1.020	1.442	1.766	2.040	2.498	2.884	3.225	3.533	4.079	4.561
63		0.869	1.122	1.587	1.944	2.245	2.750	3.175	3.550	3.888	4.490	5.020
66		0.890	1.149	1.625	1.990	2.298	2.814	3.250	3.633	3.980	4.596	5.138
80		0.980	1.265	1.789	2.191	2.530	3.098	3.578	4.000	4.382	5.060	5.657
100		1.095	1.414	2.000	2.449	2.828	3.464	4.000	4.472	4.899	5.657	6.325
RE	μm	3	5	10	15	20	30	40	50	60	80	100
6.0		0.379	0.490	0.693	0.849	0.980	1.200	1.386	1.549	1.697	1.960	2.191

